



Bringing down the cost of growing up!

South

[www.encoresconsignmentsouth.com](http://www.encoresconsignmentsouth.com)

Welcome to Encores Consignment South – Middle Tennessee’s favorite consignment sale! We will have clothing and shoes for the entire family, toys, books, and equipment for children, housewares and décor for your home. **Please note this sale will be divided into TWO WEEKS – one for Adult/Home Goods and the next for children’s items.** We have a great location right on [Columbia Avenue in Franklin](#), in the former Piggly Wiggly store. Remember, our Adult and Home Goods sale will be first–Be sure to read the dates & other details closely!

Children’s Clothing Sale, pg 1-3  
Adult/Home Décor Sale, pg 4-5

We accept cash, and cards issued by Master Card, Visa, American Express and Discover

**Adult Clothing, Furniture, and Home Goods Sale Dates**

**Presale:** Feb. 27 6 p.m. **Public Dates:** Feb. 28 - Mar. 1 10 a.m. - 6 p.m.  
7 p.m. opens to the public  
Half Price Day Mar. 2 9 a.m. - 4 p.m.  
75% Off Mar. 3 9 a.m. - 12 p.m.

**Children’s Consignor’s Presale Children’s Sale Public Dates**

Friday, Mar. 9 5 p.m. for Consignor Passes 7 p.m. Guest Passes <a href="#">7:30pm Grandmothers Sale</a>	Saturday Mar. 10 11 a.m. - 6 p.m. Sunday Mar. 11 Noon - 6 p.m. Monday – Mar. 12-14 10 a.m. - 6 p.m. Wednesday Thursday Mar. 15 10 a.m. - 6 p.m. 25% off day Friday Mar. 16 10 a.m. - 6 p.m. Half Price Day Saturday Mar. 17 9 a.m. - 12 p.m. NEW!! 75% Off
--	---

**First Time Moms Sale**

Saturday, Mar. 10  
9:00 a.m.

- make \$\$ from unused clothes, toys, furniture
- shop before the public sale
- make 70% of your selling price
- profits are mailed directly to you
- advertising, location, and business hassles are taken care of for you
- receive shopping passes to both presales!
- the experience and selling power of Encores and 700 consignors

season. For example, our sorting procedures have changed and we will no longer be sorting accessories. Please read this page for more details.

**Important Information!!**

**The Children’s and Adult Sales will not be at the same time.** The Adult/Home Sale will be the first week and the Children’s Sale will be the following week. Adult items pick-up will be Mar. 3. and Children’s Sale drop off starts Mar.4-Mar. 6. **All consignors will be listed on our "Consignors Presale List" for the Adult/Home Good sale. Come to the Adult/Home Goods presale night and check-in at the door. In addition, all consignors will receive presale passes and guest passes for the Children's sale at check-in/drop off.**

**Waive Your Consignor Fee!!** This sale you can have your fee waived if you bring a new consignor for either the Children’s Sale or Adult/Home Goods!

**Be sure to check out the [Consignor Corner](#)** for news and things that have changed for this sale

Children’s Sale: \$14  
Adult/Home Sale: \$10  
Both Sales: \$20

**Checks mailed  
April 2**

Want to be the first to shop? We have new rewards!!  
Click here to be a [volunteer worker](#) or [here to check needs](#) for which we can barter

# Consigning Basics

## Get your consignor number

Using the registration system go to the website at Consignor/Register or click [HERE](#) to begin. This is also the place where you can sign up for volunteer worker shift, check-in appointments, and First Time moms shopping.

## What to Sell

Choose wisely, as all items will be inspected for cleanliness, defects, and proper tagging. Please bring a minimum of \$50 worth of items.

### Children's Sale acceptable items

- Spring and Summer Clothing
- Boys sizes preemie thru 20
- Girls sizes preemie thru size Jr
- Jr Sizes must be age appropriate
- Limit 25 items in the entire range 0-17
- Clothing sized 12 months and under
- Limit 25 hanging items in entire size range NB- 12 mon. per sex
- Maternity - Limit 15 per consignor
- Clean Equipment - beds, strollers, high chairs, furniture
- Seasonal Shoes, Sports Equipment
- Toys, books, videos, games, CDs, DVDS
- Any kid's item in good condition!

### Children's Sale unacceptable items

*If any of the following are consigned, they will be donated to charity*

- Electric breast pumps
- Out of date clothing - it will not sell
- Misses and/or adult clothing - bring them to our Home/Adult clothing sale!
- Stuffed Animals or Grab Bags
- Tee Shirts unless they are brand names or logos
- No sleepers in plastic bags
- Mobiles (unless in original box)
- Battery-operated toys without batteries
- Bedding sets not completely encased in sturdy plastic (such as the zippered bags it is originally packaged in)
- Anything broken or with missing parts

## How to price, hang, & tag

**PRICE TO SELL!** Ask yourself "Would I buy these items at the price I am asking?"

➔ Use even \$1.00 increments. Do not use 50¢ or 99¢ increments.

### Hangers

Clothing must be on wire hangers. Cleaners will give you hangers if you ask. With the hanger hook pointing to the left (see picture) place tag on the right shoulder. Twelve months & smaller can be on plastic hangers. **Pin sets** securely together by hanging the shirt first, then turn the hanger over and pin the pants by the waist to the backside of the hanger, with the pin catching the hanger to support the pants. Add pins at the shoulder if strappy or easily slides off hanger.

### Tags

We can no longer accept hand-written tags. We hope you will find the tagging system easy to use, but if you need help you can email [encoresconsignment@gmail.com](mailto:encoresconsignment@gmail.com) and we will be glad to help you.

- You must use the computer tagging program, printing your tags on cardstock.
- Pin the tag vertically on the right shoulder with the hook towards the left.
- Make sure your consignor number is correct and on each item.
- Use the middle of the card to give a good description of the item, including a brand name, type, and color of item. This info is important in the rare case where the tag is separated from the item. This is also a good place to add positive selling points such as "Like New!" or list the retail price. You may hand-write these details.
- Do not make any changes or corrections once tags are completed. This is for your own protection.
- If a change is necessary, **make a new tag.**

### Printing

Set your printer settings to grayscale or draft  
Set the scaling to "Fit to the Page"

### Barcodes

If you think that your barcodes look like barcodes that will not scan please contact us immediately at [encoresconsignment@gmail.com](mailto:encoresconsignment@gmail.com). We are more than happy to help you figure out how to fix your tags.



➔ Good. Make sure barcode lines print clearly and are distinct



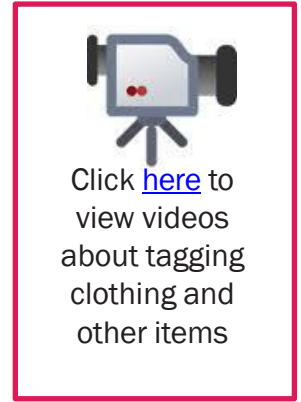
Bad   
line thru barcode

## Pins

- use one inch or larger safety pins on the tags (no tiny gold pins)
- place the pin horizontally
- catch the card twice
- higher-priced items - doubly secure pin to tag by placing mailing tape over the pin and adhere to the card. (See our website for more details.)
- secure loose garments to the hanger with safety pins.

## Non-Clothing Items

- Group small items together in a Ziploc bag, card pinned on the outside.
- Shoes - pin shoes together with a large pin or twist tie, curly ribbon, then pin tag to the connecting pin/tie
- Scotch/masking tape won't hold and your tags will be lost if not securely attached.
- Do not put shoes or books in plastic bags.



**At check-in, any tagging inconsistencies will have to be re-done, so please read carefully.**

## Special Notes

- We cannot accept drop-side cribs or electric breast pumps.
- Clothes should be **clean, smell fresh, and pressed**, with **buttons and zippers closed**.
- **Sets sell better** (under size 10) than separates, so match up separates to create sets.
- **Shoes** must be clean & in excellent condition.
- **Toys** which require batteries must include them.
- **Baby furniture, equipment, and toys** must be clean, have all parts, with small pieces in a Ziploc bag securely attached to the main part with packaging tape or ribbon. Use clear packaging tape to secure plastic bags so small hands can't reach in. Don't use masking or scotch tape, it will not hold.
- **Equipment** needs to be completely assembled at drop-off.
- If you bring a car seat, go to <http://www.odi.nhtsa.dot.gov/recalls/childseat.cfm> or call 1-866-SEATCHECK to make sure it has not been recalled. **Bring a signed statement of its condition.** You'll find the document at the end of this flyer. Print, sign, and bring it with your car seat to check-in.

**Help us maintain high standards by checking your items before bringing them in.**

## Check-in, Presale, Pick-Up

### General Dates - no appointment necessary

Sunday, Mar. 4 12p.m. - 6:00 p.m.  
Monday, Mar. 5 1 p.m. - 6:00 p.m.

**Keep your appointment or cancel online, it's quick and easy. There are other consignors who need the time slots!**

### Appointments Only Log in [HERE](#) to reserve a time slot

Monday, Mar. 5 10:00 a.m. - 1:00 p.m.  
Tuesday, Mar. 6 10:00 a.m. - 6:00 p.m.

### At Check-in - Sign in at the front check-in table

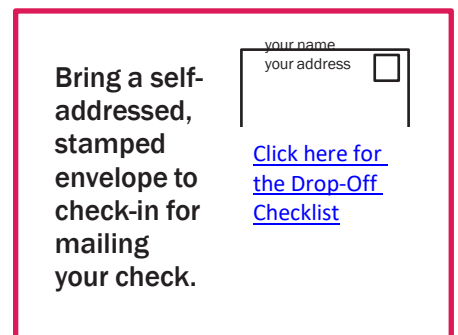
- ▶ Hang your clothes in the correct sizes. Allow plenty of time.
- ▶ Bring items in boxes or bags, no plastic tubs.
- ▶ Group shoes in separate boxes.

### Presale

Friday, Mar. 9, 5:00 p.m. No children under 10 at presale.

### Pick-Up

Sunday, Mar. 18, 10:00 a.m. - 2:00 p.m.





Check-in: Feb. 24-26  
 Presale: Feb. 27  
 Public Dates: Feb. 27-Mar. 3

Getting paid to clean out your closet!

Adult/Home Décor  
 SALE South

**Spread the word about Encores Adult sale and save \$\$\$: Refer a friend who has furniture or any adult sale items and we will waive your consignor fee!** Our Adult Clothing/Home Décor Sale will provide a great opportunity for you to recycle your gently used clothing or home furnishings and find great deals on anything you need for your home!

Downsizing or redecorating? We need furniture! We sell 90% of our furniture on opening weekend. If you bring reasonably priced furniture, we will sell it. Don't settle for taking your items to a consignment store where you will only receive 50% of your selling price. Sell with us and receive 70%. Don't have furniture? Remember, refer a friend who does or any adult sale items and we will waive your consignor fee!

## Consigning Basics Adult/Home Decor

- You will receive 70% of the items' selling price.
- You will receive two pre-sale passes for the Children's Presale 5:00 p.m. on Mar. 9 and added to our Adult Presale Shopping List.
- There will be a \$10 participant's fee deducted from your total earnings.
- Checks will be mailed April 2.

### Consignor Number

When you register, your consignor number is used for both children's and adult items. **Remember: when typing in your clothing, the adult clothing sizes and categories are combined under the "Size" drop-down.**

## What to sell? Adult/Home Decor

### Acceptable items

- Adult Clothing- Men & Women  
Limit 15 per sex
- Spring/Summer clothing in pristine condition, acceptable brand-name and purchased within the past 3 years – See [clothing guidelines](#) below
- Shoes and Accessories - Clean and Pristine  
No limit this sale!
- Home Furnishings  
Furniture, Lamps, Tables, Sofas, Chairs, Recliners
- Kitchen items
- Bedding (must be encased in plastic)
- Framed Prints
- Floral
- Decorative items
- Tools
- Exercise Equipment
- Appliances (in working condition)
- Office Furniture
- DVD's, Electronics
- Seasonal decor

### Think upscale, not garage sale

### Unacceptable items

- Unapproved brands
- Out-of-date clothing (older than 3 years)
- Tee shirts unless they are brand name or logos (Titans, Gap, Nike, Under Armor, Graphic Tees, etc.)
- Items with stains, missing or broken parts
- bedding/linens not completely encased in sturdy plastic
- any items with multiple pieces that are not properly packaged together.

**Our brand-name only policy:** Upscale, designer department store and boutique items. This includes items from stores like Gap, Macy's, or Jos A Banks and shops like Chicos or Emmaline's.


For "gray area" items, such as something from Old Navy or Lands End, we will inspect these brands on a piece by piece basis as to whether or not we will allow them into the consignment sale, but generally these brands would need to be new. Other brands that fall into this category would be: Kohls, Sonoma, JC Pennys, Briggs, Croft & Barrel, Good Clothes, Goody's, Mountain Lake, Sag Harbor, Sears, Austin, BCG.

### Unacceptable Adult Clothing:

- Kmart -Attention, Basic Editions, Chic, Jaclyn Smith, Joe Boxer, Kathy Ireland, Riders, Route 66, Slimfabulous, Sofia by Sofia, Vergara

- Target - Mossimo, Merona, Xhilation
- Walmart - Bobbie Brooks, Cherokee, Faded Glory, George, Hanes, Simply Basic, White Stag
- Graphic Tees - sell those in the Junior Section!

# How to price, hang, & tag

 Use guidelines on pages 2 & 3 in the children's sale section of this flyer for detailed instructions regarding pricing, hanging, and tagging your adult items along with the **additional requirements listed below.**



## Additional requirements for tagging adult sale items

Clothing - **NOTE! Limit 15 hanging items per sex**

**You do not have to choose a separate category when entering your tags, such as Women's Clothing or Men's Clothing. Instead, those two categories are combined with the size selection.** On the Size selection drop-down box, just type a W, M, or scroll to the end of the list and all the women's and men's sizes will be there for you. You can just tab past the Category box and leave it blank.

- **brand name** of clothing items must be typed in the description box of the tags.
- women's clothing items **must have numerical size** (6, 8, 10, ...)
- men's clothing can be S, M, L
- review the **Tagging Checklist at the end of the [General Information web page](#)**

## Pictures

Place tag on the front of framed art and pictures so we can hang them on the wall.

## Printing tags

- Make sure barcode lines print clearly and are distinct.
- Set your printer settings to grayscale or draft.
- Set the scaling to "Fit to the Page".

Good barcode



Not so good barcode



# Drop-off checklist & time savers

## Check-in Dates: no appointment required

Saturday, Feb. 24 11 a.m. - 4 p.m.  
Sunday, Feb. 25 1 p.m. - 6 p.m.  
Monday, Feb. 26 9 a.m. - 12 p.m.

- Bring a self-addressed stamped envelope for your check.  
(Can use the same as Children's Sale envelope.)
- Print your tags at home.
- Bring all items besides clothing in disposable containers such as boxes or bags that you can leave with us instead of plastic containers which are time-consuming to empty.
- Put shoes in a separate box from all other items.
- Items will be inspected to make sure they meet our criteria. The brand-name only policy will be enforced.
- You will hang your clothes in the correct sizes and place any large items in the appropriate area.
- Allow plenty of time to drop off your sale items.

# Pick up of Adult/Home Items

**Saturday, Mar. 3, 1:00 p.m. - 3:00 p.m.**

If you don't want your items donated, you or your friends/family must pick them up by 7 p.m. After 7 p.m., any remaining items will be donated. Please consider allowing items to go half price that you plan to donate.

Checks will be mailed April 2.



## Car Seat Declaration

I acknowledge that this car seat with the serial # \_\_\_\_\_  
and being manufactured by \_\_\_\_\_  
has not been involved in a car accident of any kind; has not been recalled at any time or for  
any purpose; and that this car seat has not expired as set out under the expiration  
guidelines in the car seat's warranty manual.

Signed: \_\_\_\_\_

Printed Name: \_\_\_\_\_

Consignor #: \_\_\_\_\_

Date: \_\_\_\_\_